



OBAr  
(Armia Krajowa #1a)  
Country of origin:  
Poland

This Supplement is a follow up of the 'OBA receiver' in the 'Miscellaneous Poland' section in the 'Poland' chapter of WftW Volume 4.

General view of an OBAr receiver that survived. It may be assumed that the letters AK, roughly scratched in the front panel, stand for 'Armia Krajowa' (Home Army).

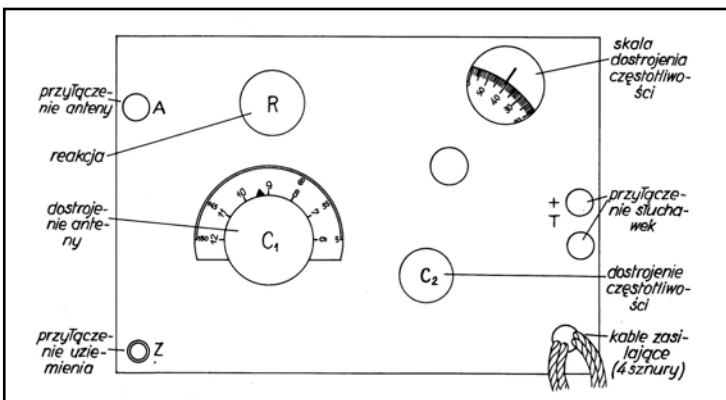
REMARKS

OBAr (Odbiornik Bateryjny Reakcyjny: translated Battery Receiver Regenerative) was a miniature short wave receiver powered by a 2V accumulator and dry batteries. Built in clandestine workshops, it was extensively used by the Polish Armia Krajowa. Two versions were known, both equipped with 'K' series of valves:  
- OBAr a regenerative TRF with RF stage, with a DEDAL logo.  
- OBA(s) was a superhet of the 1936 'Super-Gainer' design, originally devised by Frank Jones. Both receivers were housed into metal money or tool boxes with a lid which would keep it free from moisture and dust. In literature and documents the OBAr was also named OBAR, or just shortened to OBA.

DATA SUMMARY

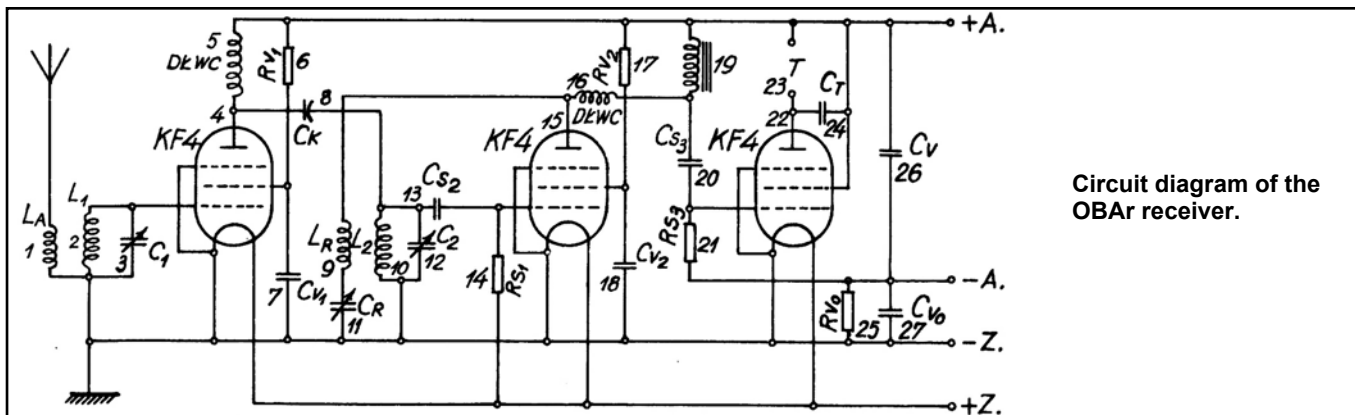
**Organisation:** Polish Home Army (Armia Krajowa).  
**Design/Manufacturer/Workshop:** Clandestine workshops.  
**Year of Introduction:** Believed 1942/3.  
**Purpose:** Communication receiver for the Polish Home Army.  
**Receiver OBAR:**  
**Frequency coverage:** 6 - 12MHz.  
**Circuit features:** RF stage, Reg. Detector, AF output.  
**AF output:** High impedance headphones.  
**Valves:** KF4 (3x).  
**Power Supply:** 2V accumulator; HT battery.  
**Dimensions (cm) and weight:**  
Height 6, length 12.5, width 18; weight 1.55kg.

One of the largest production workshops of clandestine radio equipment, set-up in 1943, had the codename 'Ikar' (Icarus) where, amongst other items, OBA receivers were manufactured. In order to protect the radios being leaked to the black market, a logo was devised showing Icarus as a flying figure in the Greek letter Omega. Dedal (Polish for Deadalus, father of Icarus, Greek mythology) was added as a further deceiving element.



Kable zasilające	4 lead power cable
Przyłączenie anteny	Aerial socket
Przyłączenie uziemienia	Earth socket
Skala dostrojenia częstotliwości	Tuning scale
Dostrojenie częstotliwości	Tuning control
Przyłączenia słuchawek	Headphones sockets
Reakcja	Reaction control
Dostrojenie anteny	RF tuning control

Front panel layout and text translation functions of controls OBAr receiver.



**OBA**  
(Armia Krajowa #1b)  
Country of origin: Poland


**DATA SUMMARY**

**Organisation:** Polish Home Army (Armia Krajowa).  
**Design/Manufacturer:** Clandestine workshops.  
**Year of Introduction:** Believed 1942/3.  
**Purpose:** Communication receiver for the Polish Home Army.  
**OBA's:**  
**Frequency coverage:** 3 - 9MHz in two ranges: 3-6MHz and 6-9MHz. IF 1.5MHz.  
**Circuit features:** Mixer/Oscillator, Reg. IF/Detector, AF output. It was based on the 1936 'Super-Gainer' design. The IF valve could be brought into oscillation for CW reception by means of the reaction control.  
**AF output:** High impedance headphones.  
**Valves:** KK2, KF4 (2x).  
**Power Supply:** 2V accumulator; HT battery 60-120V.  
**Dimensions (cm):** Height 7.5, length 18, width 18.5.

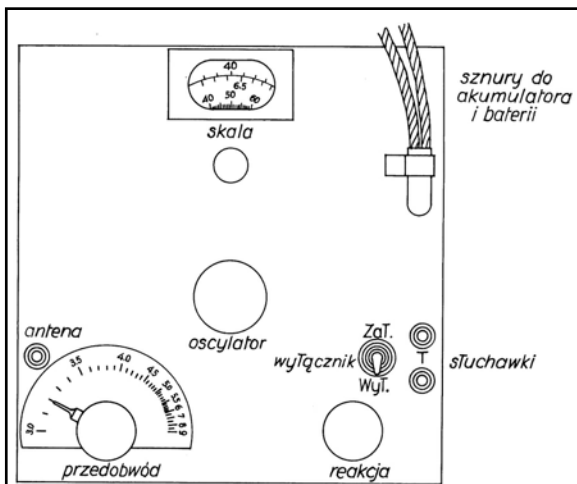
**REMARKS**

OBA (Odbiornik Bateriajny: translated Battery Receiver) was a miniature short wave receiver powered by a 2V accumulator and dry batteries. Built in clandestine workshops, it was extensively used by the Polish Armia Krajowa. Also known as OBAs, the OBA was a superhet based on the 1936 'Super-Gainer' design, equipped with K series battery valves. It was housed into metal money or tool box with a lid which kept it free from moisture, dust and damage to the controls. The OBAs can be considered as the dry battery variation of the OSB type I and II (see Chapters 292/293).

Internal view of the OBAR receiver showing KK2 mixer-oscillator (left), regenerative IF-detector KF4 (centre), and AF output KF4 (right).



Enlarged cut-out of OBARs tuning scale section.



- |                                 |                                  |
|---------------------------------|----------------------------------|
| Sznury do akumulatora i baterii | Leads to accumulator and battery |
| Antena                          | Aerial socket                    |
| Wyłącznik                       | On/off switch                    |
| Skala                           | Tuning scale                     |
| Słuchawki                       | Headphones sockets               |
| Reakcja                         | Reaction control                 |
| Oscylator                       | Tuning control                   |
| Przedobwód                      | Preselector tuning               |

Front panel layout and text translation functions of controls OBARs receiver.

